



INSTANT PUDDING IN BAG



YOU WILL NEED:



1 ZIPLOCKING BAG



A PKG INSTANT PUDDING



1 ENVELOPE DRY MILK









1 3/4 CUP WATER



1 BOX ICE CREAM CONES

WHAT TO DO:

 <p>MEASURE DRY MILK NEEDED TO MAKE 2 CUPS OF LIQUID MILK</p>	 <p>ADD DRY MILK AND 1 3/4 OF WATER TO ZIPLOCKING BAG.</p>
 <p>EMPTY PUDDING MIX INTO BAG. ZIP IT CLOSED AND SHAKE WELL.</p> 	 <p>WHEN THICKENED, OPEN 1 CORNER OF BAG AND SQUIRT INTO CONES.</p> 



NATILLA INSTANTANEA EN BOLSA



SE NECESITARA:



1 BOLSA RESELLABLE



PAQUETE DE NATILLA INSTANTANEA



1 SOBRE DE LECHE EN PLOVO



1 3/4 TAZA DE AGUA



1 CAJA DE CONOS DE NIEVE


PASOS A SEGUIR:




MEDIR LA LECHE EN POLVO PARA HACER 2 TAZAS DE LECHE LIQUIDA.



PONER LA LECHE POLVO Y 1 3/4 DE AGUA EN UNA BOLSITA RESELLABLE.



AGREGUE LA NATILLA EN POLVO EN LA BOSITA BAG. CELLE LA BOLSITA Y MESCLE BIEN.



CUANDO ESTE ESPESO, HABRA UNA ESQUINA Y SIRVALO EN UN CONO.

